



Summary Feedback

DKT Masterclass - Radiology for Medical Students (Session-1/9): Chest X-ray Interpretation (Technical Factors, Pneumothorax & Pleural Effusion)

(15th November 2024)

Delivered by:

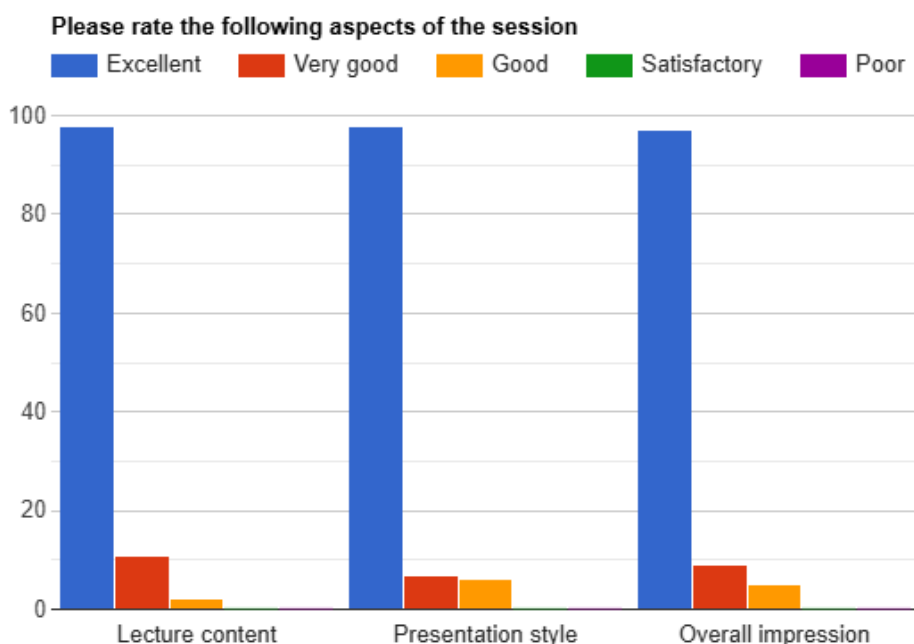
Anjali Sujith

with

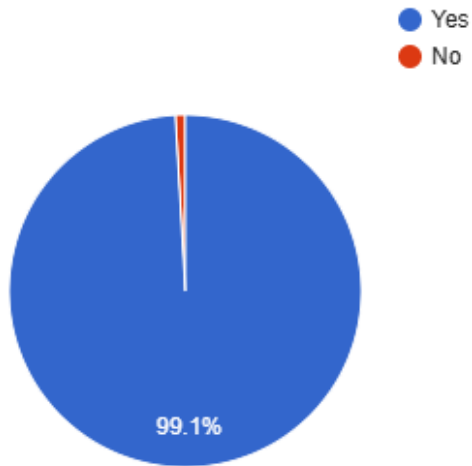
Sadiyah Raquib, Rihannah Sedi & Zain-Ul-Abideen Mumtaz

Summary Points:

- Duration: 2 hours
- Total Attendees: 208 from 27 Countries (Algeria, Argentina, Bangladesh, Egypt, Germany, Ghana, India, Iraq, Jordan, Kenya, Libya, Myanmar, Namibia, Nigeria, Oman, Pakistan, Palestine, Poland, Qatar, Saudi Arabia, South Africa, Sri Lanka, Sudan, UAE, UK, Yemen, Zimbabwe).
- Total feedback received from 111 participants



Did you find it useful
111 responses



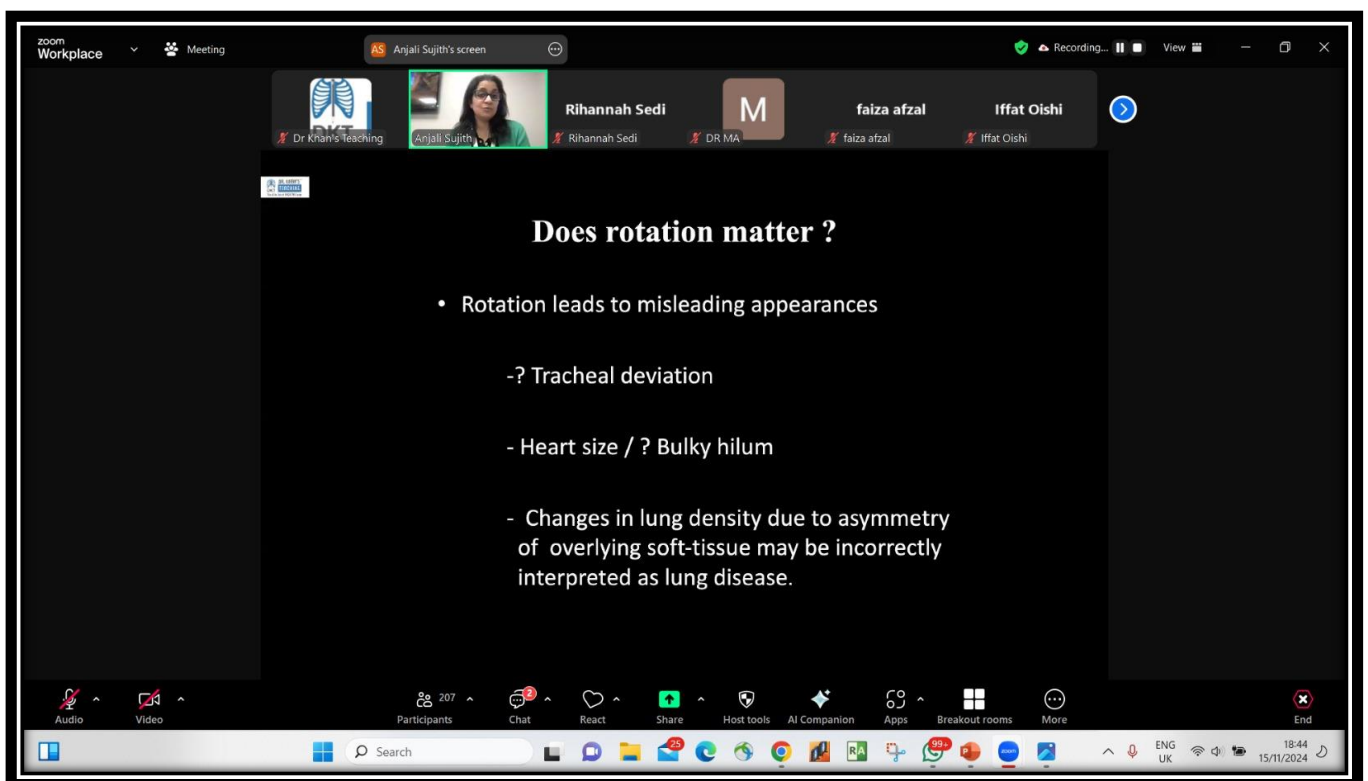
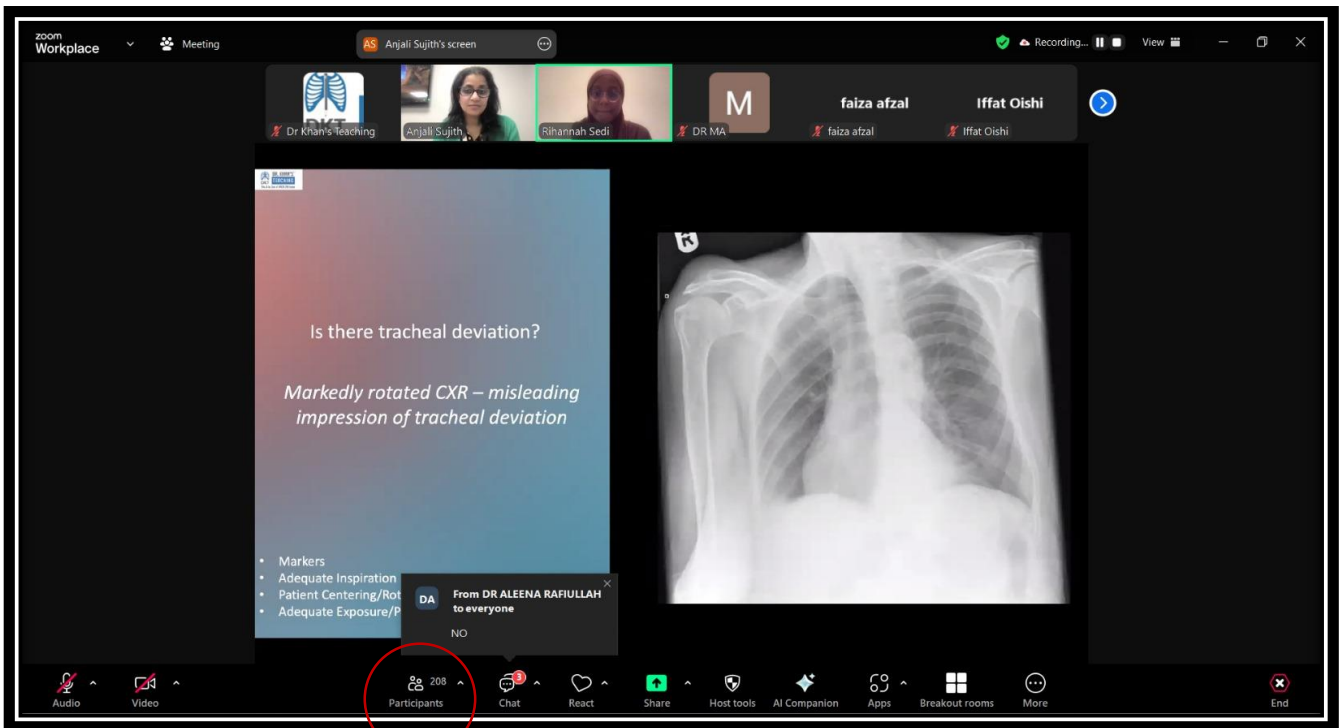
Testimonials

- The most useful aspect was going over the technical factors to gain a solid foundation before looking for pathology. It was also really interesting to learn about the presentation of pneumothorax in a supine patient, and this will be very useful in clinical practice, as I hadn't previously come across it (UK).
- The chest X-ray class was highly informative and well-structured. The instructor effectively explained key principles of X-ray interpretation, focusing on normal anatomy, common pathologies, and systematic approaches (Pakistan).
- In depth yet simple enough to understand (UK).
- The explanation that's tailored to the level of the basics was useful (Kenya).
- It is always useful to review our basic knowledge of radiology (Algeria).
- Very easy to follow teaching delivered (UK).
- Very helpful in the field of radiology; each and every aspect is explained very well (Pakistan).
- Nice basic information (Iraq).
- The session was incredibly helpful. Unfortunately, our hospital doesn't usually provide such learning opportunities, and we lag behind significantly in our understanding of the basics. I hope our R1 and R2 residents have also learned from these essential concepts that we couldn't understand before. I also hope DKT continues to conduct such sessions in the future (Pakistan).
- Great session, very grateful. Thank you so much, sir (Egypt).
- So beneficial and excellent (Sudan).
- Excellent session with Dr. Anjali (Yemen).
- Presentation of specific cases and proper explanation of shared cases were useful (Kenya).
- Quiz and correct interpretation of chest x-ray were useful (Pakistan).
- Normal structure and most common pathology identification were useful (Bangladesh).
- Chest X-ray interpretation, factors, and positions were valuable and useful for us (Pakistan).
- The teaching method and the quiz at the end were useful (Pakistan).
- All of it was highly useful & valuable (Egypt).

DKT Masterclass - Radiology for Medical Students (Session-1/9): Chest X-ray Interpretation (Technical Factors, Pneumothorax & Pleural Effusion)

- Explaining X-rays with annotations, as well as the quizzes. Pretty much everything was useful (Pakistan).
- Good approach (Palestine).
- It was easy to understand and focused on clinical practice. Really helpful! (UK).
- Proceeding right from the basics so that nothing is left confusing was useful (Pakistan).
- Everything about the lecture was valuable (Pakistan).
- Good explanations by Dr. Anjali (Maldives).
- I learned more knowledge from this lecture (Pakistan).
- Explanation of basic facts and quiz section were most useful (Myanmar).
- Very helpful (Libya).
- It was perfect (UAE).
- Images were very practical, great explanations (Namibia).
- More in-depth radiological knowledge was most useful (Sudan).
- Very simple, precise, and informative lecture (Pakistan).
- The questions session was useful (Egypt).
- Easy way to understand the images, explanations, etc. (Iraq).
- Images explanation was great, quiz too (Pakistan).
- The short quiz sessions were very helpful to consolidate knowledge (Pakistan).
- Excellent teaching (UK).
- Everything was good and appreciative (Pakistan).
- Excellent, superb class (Pakistan).
- Good teaching, good explanations (UK).
- Excellent learning opportunity (Pakistan).
- Impressed by the hard work of the team (Pakistan).
- Overall, it was an excellent session that deepened my diagnostic skills in radiology (Pakistan).
- Excellent efforts and well done for the target audience (Namibia).
- Excellent initiatives (Bangladesh).
- Very informative and useful (Pakistan).
- Excellent work (Zimbabwe).
- Everything is good, and I like this presentation style. Good lecture (Pakistan).
- As a medical student, I found it very useful (Pakistan).
- Very useful and looking forward to more (UK).
- It was really very good and very informative, especially for beginners (Pakistan).
- Honestly delivered lecture (Pakistan).
- Very helpful for medical students (Pakistan).
- Started from the basics and worked up. Easy to understand (Pakistan).
- Great!.. thank you for the amazing work (Qatar).
- DKT is a great platform and a bliss for people like me who cannot afford top-notch teaching simply because it is very expensive, plus DKT is free of charge so we can attend, get benefited, and improve our knowledge straight from our own homes without paying a penny (Pakistan).

DKT Masterclass - Radiology for Medical Students (Session-1/9): Chest X-ray Interpretation (Technical Factors, Pneumothorax & Pleural Effusion)



=====XX=====XX=====